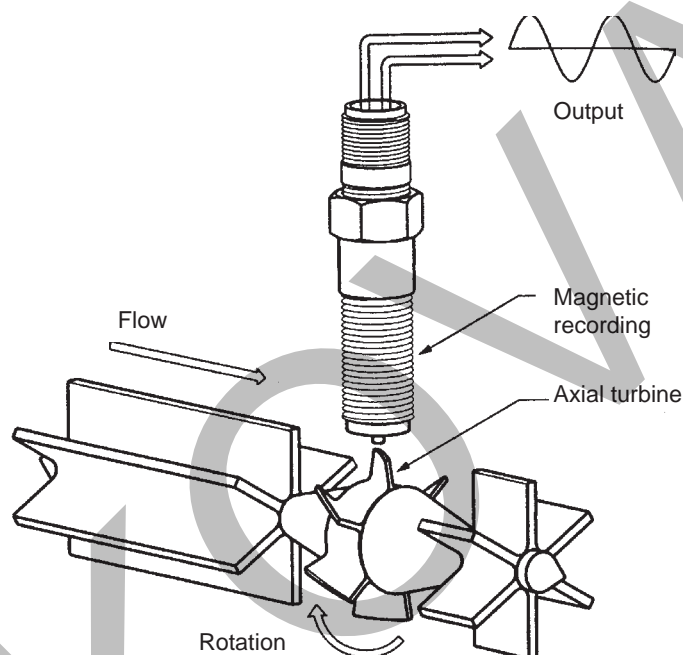


SCFT measurement turbine

Device features

- Measurement principle: Turbine
- Response speed ≤ 50 ms
- Measurement range from 1 to 800 l/min
- Low flow resistance
- Suitable for reverse operation
- Built-in pressure and temperature ports



Function

The turbine wheel is driven by the oil flow. The generated frequencies are processed through the digital electronics and influences from the disturbing flow effects are compensated for. Because of the low flow resistance Q_R , the hydraulic circuit operates with very low losses.

Reverse operation is also possible because of the special vane (winged) design - so the turbine can be operated in both directions.

The turbine is fitted with an EMA-3 screw coupling for measuring pressure. Oil temperature can be measured directly in the oil flow of the turbine by connecting the temperature sensor (**SCT-150**). This provides all important measurements at the installation location.

Application

The **SCFT** is the ideal solution if the volumetric flow rate needs to be recorded loss-free across a wide flow range (up to 800 l/min.).

SCFT measurement turbine

Technical data

SCFT-	015	060	150	300	600	800
Flow measuring range Q _n (l/min)	1...15	3...60	5...150	8...300	15...600	20...800
Accuracy (± %) FS/IR @ 21cSt.	± 1 % FS	± 1 % IR	± 1 % IR	± 1 % IR	± 1 % IR	± 1 % IR
Operating pressure P _n bar / (psi)	350 (5076)	350 (5076)	350 (5076)	350 (5076)	290 (4206)	400 (5801)
Ports (A - B)	G1/2 BSPP	G3/4 BSPP	G3/4 BSPP	G1 BSPP	G1 1/4 BSPP	G1 7/8 UNF
Pressure drop ΔP (bar) @ (FS)	1.5	1.5	1.5	4	4	5
Weight (g)	700	1600	1600	1700	2700	5000

FS = Full Scale
IR = Indicated Reading

Accuracy

Response time	50 ms
Thermal drift	±0.05 % FS/°C
Repeat accuracy	± 0.5 % FS

Resistance to pressure

Q _{max} (l/min)	Q _N x 1.1
Overload pressure P _{max}	P _N x 1.2

Material

Housing	Aluminium
Seal	FKM
Parts in contact with sub- stances	Aluminium, steel, FKM

Ambient conditions

Ambient temperature	-10...+50 °C / (14...122°F)
Storage temperature	-20...+80 °C / (-4...176°F)
T _{max} Fluid	-20...+80 °C / (-4...176°F)
Filtration	25 µm (10 µm for SCFT-015)
Viscosity range	15...100 cSt.
Protection class	IP66 EN60529

Ports

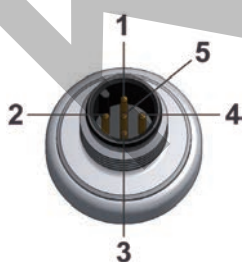
Temperature measurement (SCT-150-14-07)	M10x1 OR
Pressure connection	EMA3
Pressure (VSTI)	G1/4 BSPP

Electrical connection

Plug	M12x1; 5-pole
Power supply V ₊	18...30 V
Output signal	4...20 mA ± 0...FS l/min
Complete output current range	0...21 mA
Current consumption	< 30 mA
Protection degree	IP66 EN60529

Pin assignment

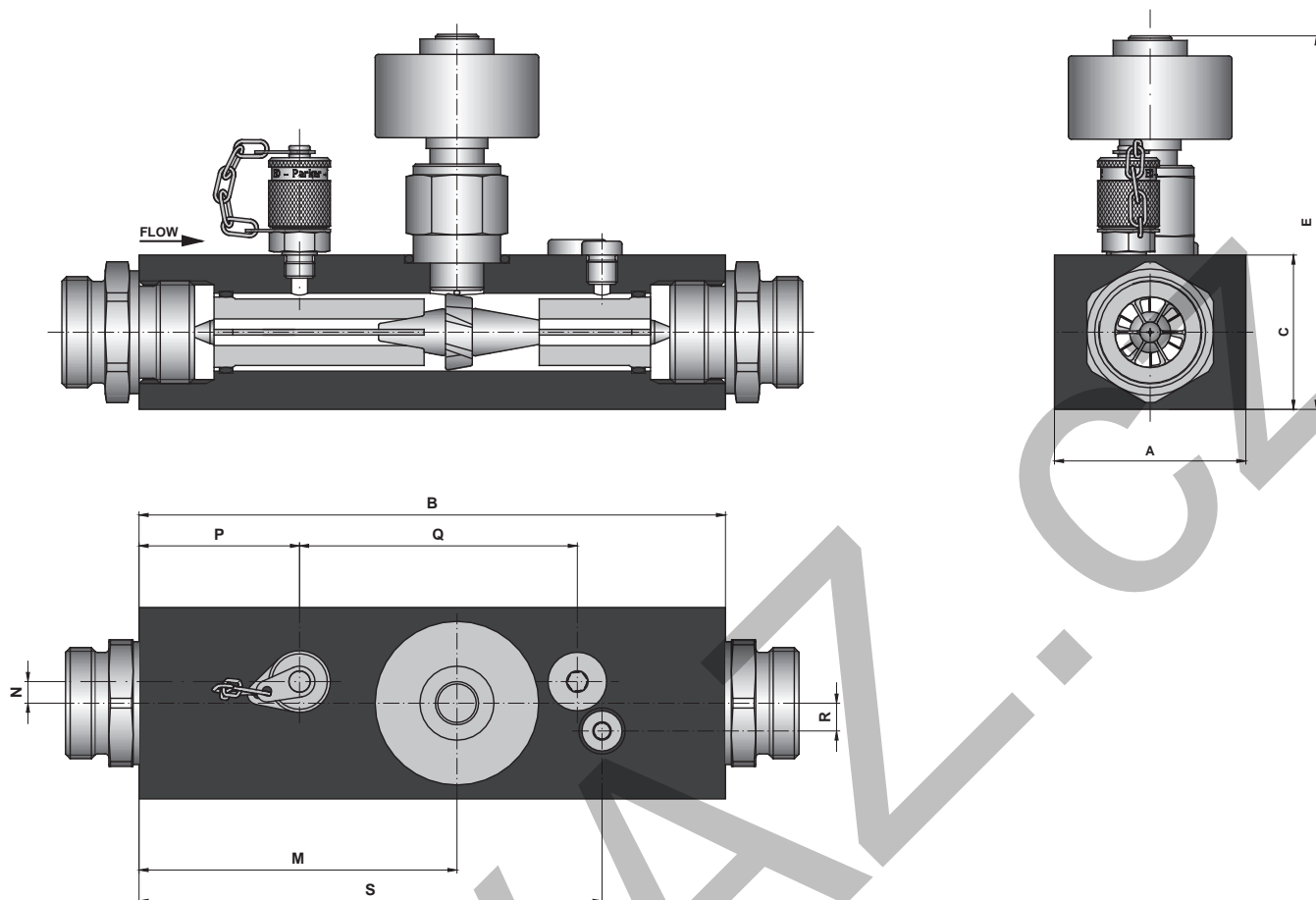
M12x1; 5-pole



PIN	Assignment
1	V ₊
2	n.c.
3	Q signal
4	n.c.*
5	0 V / GND

*n.c. = do not connect

SCFT measurement turbine



#	SCFT-015	SCFT-060	SCFT-150	SCFT-300	SCFT-600	SCFT-800
A	37	62	62	62	62	100
B	136	190	190	190	212	212
C	37	50	50	50	75	75
E	115	130	130	134	149	152
M	70	103	103	103	127	126
N	0	5	5	7	9	10
P	25	50	50	52	62	60
Q	N/A	92	92	90	106	104
R	0	5	5	9	11	10
S	115	157	157	150	168	181

SCFT measurement turbine

Order code

SCFT

M12x1, 5-pole; connecting plug; IP66

4...20 mA (3-wire)

1...15 l/min

3...60 l/min

5...150 l/min

8...300 l/min

15...600 l/min

20...800 l/min

SCFT-015-22-07

SCFT-060-22-07

SCFT-150-22-07

SCFT-300-22-07

SCFT-600-22-07

SCFT-800-22-07

Connection cable and single plug

Connection cable, assembled

(open cable end)

SCK-400-xx-xx

Cable length (m)

2 m

5 m

10 m

02

05

10

Connecting plug

M12 cable jack; straight

M12 cable jack; 90° angled

45

55

Single connector

M12 cable jack; straight

M12 cable jack; 90° angled

SCK-145

SCK-155