


LF 3000® Push-In Fittings / Modular Plug-In Connectors



These connectors secure and facilitate the connection of several circuits by mechanical coding.

Ø metric:
4 to 8 mm

Technical Characteristics

- **Compatible Fluids:** Compressed air
Other fluids: please consult us
- **Working Pressure:** Vacuum to 10 bar
- **Working Temperature:** -20°C to +80°C

Reliable performance is dependent upon the type of fluid conveyed, component materials and tubing being used.

Use is guaranteed with a vacuum of 755 mm Hg (99% vacuum).

Advantages

- 3 types of solutions: in-line, panel-mounted or DIN rail connector
- Minimized connection space
- Prevents incorrect assembly
- Customised multi-connectors upon request

Component Materials

Silicone-free

Multi-connectors:

- panel-mounted: zinc-plated steel, technical polymer
- in-line: aluminium, technical polymer
- DIN rail: technical polymer

Connections: LF 3000®

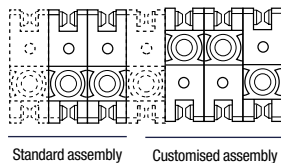


Regulations

- ISO 14743
- PED
- RoHS
- REACH

Installations Configurations

Panel-Mounted



Standard assembly

Customised assembly

A box contains:

- 10 units
- 20 joining clips and 4 end pins
- 4 mounting brackets
- 4 coupling clips
- 1 dismantling tool


The module is constructed from a number of symmetrical components connected by joining clips. A coupling clip locks the module closed. A dismantling tool allows disconnection.

Maximum 5 modules recommended for the mating module; the fixed module is not limited.

In-Line

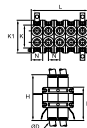


DIN Rail Connector



3300 Modular Plug-In Connector

Technical polymer, NBR

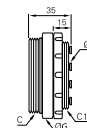


ØD		B	H	H1	K	K1	L	L1	L2	N	Kg
4	3300 04 00	21	40.5	29.5	32	20	55	22	6	11	0.079
6	3300 06 00	28	48	38.5	39	27.5	70	28	7.5	14	0.213
8	3300 08 00	28	50	39	39	27.5	70	28	7.5	14	0.125

Clearance hole for Ø3 mm screw

3320 Multi-Connector Male Screw Body

Technical polymer, NBR



ØD	C	C1		Number of Outlets	G	Kg
	M46x1.5	M40x1.5	3320 04 00 04	4	50	0.069
4	M46x1.5	M40x1.5	3320 04 00 07	7	50	0.071
	M65x1.5	M58x1.5	3320 04 00 12	12	70	0.137
	M46x1.5	M40x1.5	3320 06 00 04	4	50	0.070
6	M46x1.5	M40x1.5	3320 06 00 07	7	50	0.073

The number of male body outlets must correspond to the same number of outlets on the female body.

