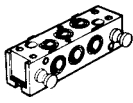
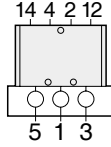
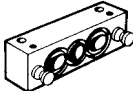
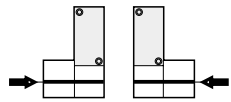
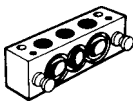
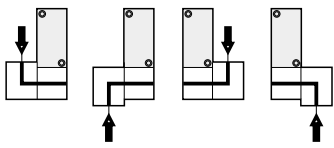
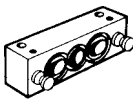
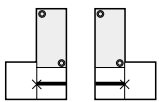
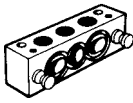
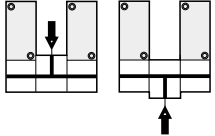
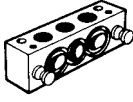
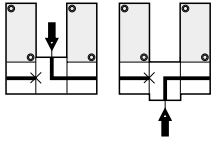
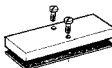
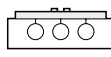


Accessories P2LA	Connection alternatives	Type	Weight kg	Order code
		Multiple manifold including seals, mounting screws, and guiding pins.	0,11	9121658060
		Connection block S including seals, mounting screws, and guiding pins. G1/4	0,15	9121658064
		Connection block L including seals, mounting screws, and guiding pins. G1/4	0,15	9121658061
		End cover including seals, mounting screws, and guiding pins.	0,16	9121658066
		Intermediate block T including seals, mounting screws, and guiding pins. G1/4	0,17	9121658062
		Intermediate block L including seals, mounting screws, and guiding pins. G1/4	0,17	9121658065
		Blanking plate including seals, mounting screws.	0,05	9121658063