

Individual connection valve islands: T series

In a T series valve island, electrical controls are individually connected to each valve module, onto its solenoid pilot.

As an alternative, air pilot valve modules are also available, to be controlled by individual pneumatic signals.



Valve island assembly

As shown by the above illustration, the valve modules are one by one screwed onto each other, starting from the head module. For this task, the single integrated screw is tightened with a torx T8 standard screwdriver.

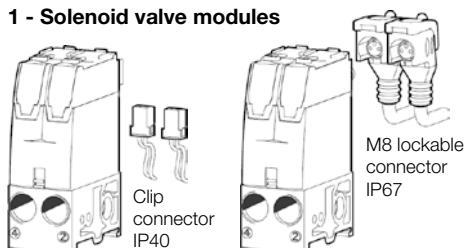
The pneumatic connectors may be clipped or unclipped at any stage.

With a LED, a manual override and a labelling for each valve pilot (see above illustration), the island front face eases the "man / machine" dialogue.

The resulting valve island length is expressed by the drawing below, while further size details and mountings are presented on dimensions pages.

Valve pilot connections

1 - Solenoid valve modules



In its IP40 version, each solenoid shows Clip connection integrating LED and voltage surge protection. The clip connector with flying leads may be ordered separately with independent or interconnected common.


In its IP67 version, each solenoid shows a M8 connection. Lockable connectors, IP67 protected, with LED voltage surge protection and flying lead cable may be ordered for the required length.

2 - Air pilot valve modules



No connector has to be ordered: each pneumatic pilot port includes its integrated movable elbow 4 mm OD tube push-in connector.

Typical T series short island for single or double acting small cylinders.

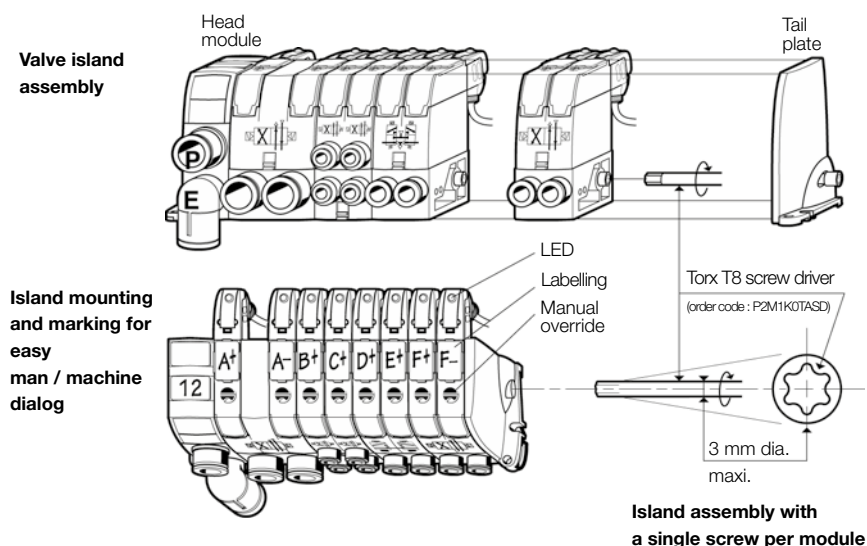


Valve island configuration

The following page presents all valve sizes and functions that may enter into a T series valve island and, for each valve size, a choice of clip-on pneumatic connectors: tubing size, straight, elbow etc."

To receive its pressure supply and collect its exhaust, the island also requires a

pneumatic head and tail module set and sometimes an intermediate module set including 4 configuration plates for different functions. Valve modules may either be solenoid versions or air pilot versions. Mixing both versions into the same valve island is possible.



Modules and island ordering

Choice between 3 approaches:

1 - Basic modules ordering:

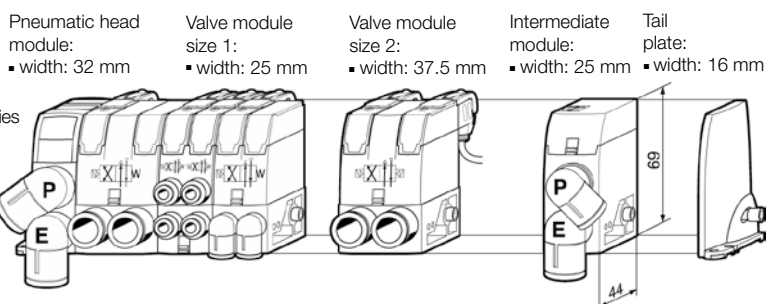
The following page shows these modules supplied without connector, together with the choice of clip-on connectors separately supplied (10 units packs). This approach gives the maximum flexibility.

2 - Complete modules ordering:

Page 27 shows the ordering chart for modules supplied with their connectors.



















3 - Assembled island ordering:

Page 30 shows the valve island configurator CD-Rom to specify a valve island that may be delivered assembled.




Typical T series islands combining different valve flows and functions



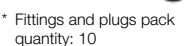
Basic modules (without connector)

Valve Modules					Size 1		Size 2	
	Symbol	Description	Actuator	Pilot connector	W (g)	Order code	W (g)	Order code
 Size 1 Dual 4/2		4/2 Spring return	Solenoid	M8 Lockable	68	P2M1T4ES2C	74	P2M2T4ES2C
			Air pilot	Clip	68	P2M1T4ES2CW	74	P2M2T4ES2CW
		4/2 Double pilot	Solenoid	M8 Lockable	63	P2M1T4PS	69	P2M2T4PS
			Air pilot	Clip	63	P2M1T4PS	69	P2M2T4PS
		2 x 3/2 NC + NC with exhaust check valves	Solenoid	M8 Lockable	77	P2M1T4EE2C	83	P2M2T4EE2C
			Air pilot	Clip	77	P2M1T4EE2CW	83	P2M2T4EE2CW
 Size 1		2 x 3/2 NO + NO with exhaust check valves	Solenoid	M8 Lockable	67	P2M1T4PP	73	P2M2T4PP
			Air pilot	Clip	67	P2M1T4PP	73	P2M2T4PP
		2 x 3/2 NC + NO with exhaust check valves	Solenoid	M8 Lockable	80	P2M1TDDEE2C	94	P2M2TDDEE2C
			Air pilot	Clip	80	P2M1TDDEE2CW	94	P2M2TDDEE2CW
		2 x 3/2 NC + NO with exhaust check valves	Solenoid	M8 Lockable	70	P2M1TDPP	84	P2M2TDPP
			Air pilot	Clip	70	P2M1TDPP	84	P2M2TDPP
 Size 2		2 x 4/2 Spring return with exhaust check valves	Solenoid	M8 Lockable	80	P2M1TCEE2C	94	P2M2TCEE2C
			Air pilot	Clip	80	P2M1TCEE2CW	94	P2M2TCEE2CW
		2 x 4/2 Spring return with exhaust check valves	Solenoid	M8 Lockable	70	P2M1TCEPP	84	P2M2TCEPP
			Air pilot	Clip	70	P2M1TCEPP	84	P2M2TCEPP
		3/2 NC with exhaust check valves	Solenoid	M8 Lockable	80	P2M1TEEE2C	94	P2M2TEEE2C
			Air pilot	Clip	80	P2M1TEEE2CW	94	P2M2TEEE2CW
		4/3 Centre exhaust 2 x 3/2 NC + NC without exhaust check valves	Solenoid	M8 Lockable	80	P2M1TEPP	84	P2M2TEPP
			Air pilot	Clip	80	P2M1TEPP	84	P2M2TEPP
		4/3 Centre exhaust 2 x 3/2 NC + NC without exhaust check valves	Solenoid	M8 Lockable	88	P2M1TJEE2C	90	P2M2TJEE2C
			Air pilot	Clip	88	P2M1TJEE2CW	90	P2M2TJEE2CW
		4/3 Centre exhaust 2 x 3/2 NC + NC without exhaust check valves	Solenoid	M8 Lockable	76	P2M1T3ES2C	90	P2M2T3ES2C
			Air pilot	Clip	76	P2M1T3ES2CW	90	P2M2T3ES2CW
		4/3 Centre exhaust 2 x 3/2 NC + NC without exhaust check valves	Solenoid	M8 Lockable	71	P2M1T3PS	70	P2M2T3PS
			Air pilot	Clip	71	P2M1T3PS	70	P2M2T3PS
		4/3 Centre exhaust 2 x 3/2 NC + NC without exhaust check valves	Solenoid	M8 Lockable	80	P2M1TGEE2C	94	P2M2TGEE2C
			Air pilot	Clip	80	P2M1TGEE2CW	94	P2M2TGEE2CW
		4/3 Centre exhaust 2 x 3/2 NC + NC without exhaust check valves	Solenoid	M8 Lockable	84	P2M1TGPP	84	P2M2TGPP
			Air pilot	Clip	84	P2M1TGPP	84	P2M2TGPP



Island head and intermediate module sets

Valve Modules			Size 2	
	Description		W (g)	Order code
 P2M2HXT01	Valve island pneumatic head and tail module set		64	P2M2HXT01
	Valve island intermediate supply module with a set of 4 configuration plates		64	P2M2BXT0A

Clip-On pneumatic connectors *

Valve Modules					Size 1		Size 2	
	Description	Tube OD	W (g)	Order code	W (g)	Order code	W (g)	Order code
	Straight connector	G1/8"	2	FMDG1-1				
		4 mm	2	FMD04-1				
		6 mm	3	FMD06-1	3	FMD06-2		
		8 mm					4	FMD08-2
		10 mm					5	FMD10-2
		12 mm					6	FMD12-2
	Elbow connector	G1/8"	3	CMDG1-1				
		4 mm	3	CMD04-1				
		6 mm	5	CMD06-1	5	CMD06-2		
		8 mm					6	CMD08-2
		10 mm					7	CMD10-2
		12 mm					8	CMD12-2
	Silencer						5	MMDVA2
	Plug		3	PMDXX1			5	PMDXX2

Electrical connectors

Valve Modules		Description	Connector type	Cable length	W (g)	Order code
 M8 lockable connector	 Clip connector	Individual lockable connector – IP67	M8 / 2 x Flying leads	2 meters	62	P8LS08L226C
		Including LED and surge protection		5 meters	155	P8LS08L526C
		2 Flying leads		9 meters	180	P8LS08L926C
		Clip connector – IP40	1 x Clip connector	1 meter	8	P8LW021C
		Individual: Including 2 flying leads		2 meter	12	P8LW022C
		Multiple: Including 1 common (0 Vdc) and 1 flying lead per connector	2 x Clip connectors	1 meter	12	P8LW021C02
			4 x Clip connectors	1 meter	20	P8LW021C04
			8 x Clip connectors	1 meter	36	P8LW021C08
		Straight cable quick connect to thread connector, IP67 protected	M8		12	P8CS0803J
			M12		15	P8CS1204J