

Nominal Diameter

7,4 = 43 mm²

Tema Series

1300



Series 1300 is used mainly for applications in the area of compressed air and liquids. Optimally suited to use with liquid and aggressive media. The coupling series stands out for its compact design and corrosion resistance. Ultra High Flow valve for optimum flow and low pressure drop.

Series 1300 with additional end connections available on request.

Dust Protections  (P. 250)
for Coupling Part.-No. 1315-QC
for Plug Part.-No. 1325-QC

Working Temperature*
-25°C up to +200°C (FKM)
depending on the medium.

* For temperatures below -25°C and over +200°C and depending on the medium, other seal variants (EPDM, FFKM) are available.

Other designs in series 1300

The following other designs can be found from page:

► Brass / Steel

P. 64

**Working Pressure****

35 bar

** maximum static working pressure with design factor 4 to 1.



50 bar

Features

• Single-hand operation

• Two-hand operation

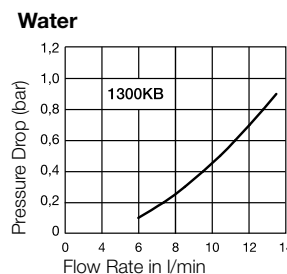
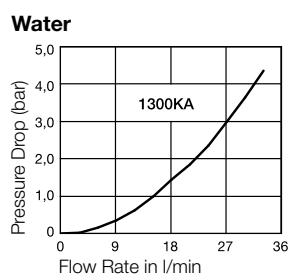
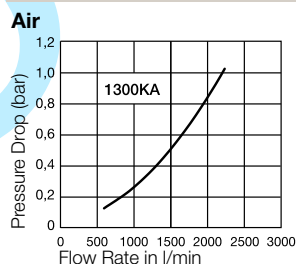
Material

Coupling: AISI 316
Plug: AISI 316
Seals: FKM

Coupling: AISI 316
Plug: AISI 316
Seals: FKM

Interchangeability (KA only)

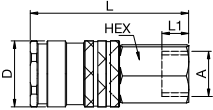
• Tema Design

Flow diagrams



Couplings – with valve

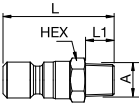
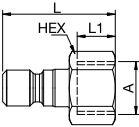
Series 1300KA

	Connection A	HEX mm	L mm	L1 mm	D mm	Part Number
 <p>Female Thread</p>	G 1/4	18	49	8,75	22	1300KAIW13EVX



Plugs – without valve

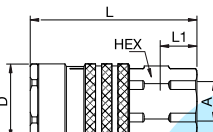
Series 1300KA

	Connection A	HEX mm	L mm	L1 mm	D mm	Part Number
 <p>Male Thread</p>	G 1/8	13	35	9		1300SFAW10EXX
 <p>Female Thread</p>	G 1/4	16	36	10		1300SFIW13EXX



Couplings – with valve

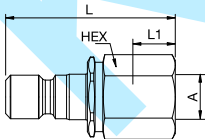
Series 1300KB

	Connection A	HEX mm	L mm	L1 mm	D mm	Part Number
 <p>Female Thread</p>	G 1/4	18	49	8	22	1300KBIW13EVX







Plugs – with valve

Series 1300KB

	Connection A	HEX mm	L mm	L1 mm	D mm	Part Number
 <p>Female Thread</p>	G 1/4	18	44	9		1300SBIW13EVX

Cross-Reference-List

Connection	Thread	Rectus Part Number old	Tema Part Number old	Part Number new	Page
 Couplings – with valve					
Female Thread	G 1/4		1300 RV	1300KAIW13EVX	147
 Plugs – without valve					
Male Thread	G 1/8		13110 R	1300SFAW10EXX	147
Female Thread	G 1/4		13410 R	1300SFIW13EXX	147
 Couplings – with valve					
Female Thread	G 1/4		1300 NRV	1300KBIW13EVX	147
 Plugs – with valve					
Female Thread	G 1/4		13410 RV	1300SBIW13EVX	147