

Nominal Diameter

7 = 38 mm²



Rectus Series

48








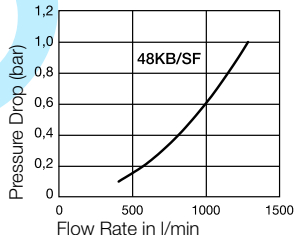
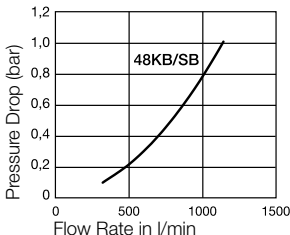
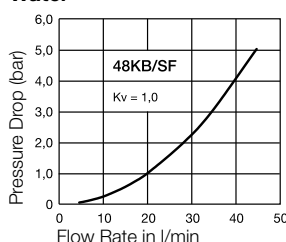
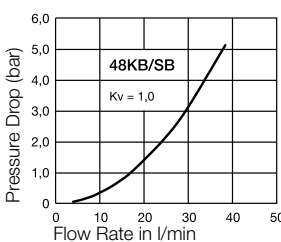
Coupling series made of POM and PVDF has been developed for use in the medical, chemical, food handling, pharmaceutical and laboratory technology industries. The system is also available in a solid plastic design (RectuChem+). Here the metal springs are replaced by springs made of PEEK, an extremely resistant synthetic material. Coupling system with single-hand operation. The color coding of the coupling and plug offers a guarantee for avoiding mix-ups between media when coupling. The coupling is also available with no valve for a straight-through system.

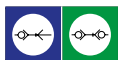
Working Temperature

-20°C up to +80°C (POM)
-20°C up to +120°C (PVDF)
depending on the medium.

Other seal variants are available on request (FKM, EPDM, FFKM).

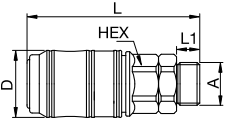
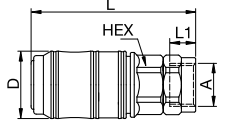
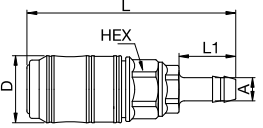
RectuPOM	RectuChem	RectuChem+
Working Pressure**		
0-10 bar (POM, at 20°C) ** maximum static working pressure with design factor 4 to 1.	0-8 bar (PVDF, with metal springs)	1-8 bar (PVDF, with PEEK-spring)
Material		
Coupling: POM black Plug: POM black Seals: NBR	Coupling: PVDF white Plug: PVDF white Seals: FKM	Coupling: PVDF white, PEEK-spring Plug: PVDF white, PEEK-spring Seals: FKM
Technical Description		
Connecting Force 0 bar (KA): 40 N Connecting Force 6 bar (KA): 100 N Vacuum Coupling (KA): 87% Vacuum connected (KA): 87%	Connecting Force 0 bar (KA): 40 N Connecting Force 6 bar (KA): 100 N Vacuum Coupling (KA): 87% Vacuum connected (KA): 87%	Connecting Force 0 bar (KA): 40 N Connecting Force 6 bar (KA): 100 N Vacuum Coupling (KA): 87% Vacuum connected (KA): 87%
Dead space volume (KB): 0,9 ml Connecting Force 0 bar (KB): 60 N Connecting Force 6 bar (KB): 120 N	Dead space volume (KB): 0,9 ml Connecting Force 0 bar (KB): 60 N Connecting Force 6 bar (KB): 120 N	Dead space volume (KB): 0,9 ml Connecting Force 0 bar (KB): 60 N Connecting Force 6 bar (KB): 120 N
Valve types		
 single shut-off	 single shut-off	
 double shut-off	 double shut-off	 double shut-off

Flow diagrams**Air****Air****Water****Water**



Couplings – with valve

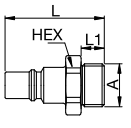
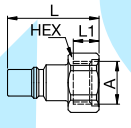
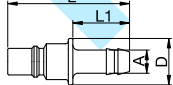
Series 48KB

	Connection A	HEX mm	L mm	L1 mm	D mm	Color Sleeve	Part Number POM	Part Number CHEM	Part Number CHEM+
 Male Thread	G 1/4	21	70,5	9	26	Standard	48KBAW13DPX		
	G 3/8	21	67	9	26	Standard	48KBAW17DPX	48KBAW17FVX	48KBAW17FVP
	G 1/2	21	73,5	12	26	Standard	48KBAW21DPX	48KBAW21FVX	
 Female Thread	G 1/4	21	63,5	10	26	Standard	48KBIW13DPX	48KBIW13FVX	48KBIW13FVP
	G 3/8	21	63,5	13	26	Standard	48KBIW17DPX	48KBIW17FVX	48KBIW17FVP
	G 3/8	21	63,5	13	26	blue	48KBIW17DPXB	48KBIW17FVXB	
	G 3/8	21	63,5	13	26	green	48KBIW17DPXG	48KBIW17FVXG	
	G 3/8	21	63,5	13	26	red	48KBIW17DPXR	48KBIW17FVXR	
	G 3/8	21	63,5	13	26	yellow	48KBIW17DPXY	48KBIW17FVXY	
 Hose Barb	6 mm	21	81	22	26	Standard			48KBTf06FVP
	9 mm	21	81	22	26	Standard	48KBTf09DPX	48KBTf09FVX	48KBTf09FVP
	13 mm	21	84	25	26	Standard	48KBTf13DPX	48KBTf13FVX	



Plugs – without valve

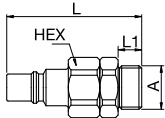
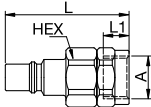
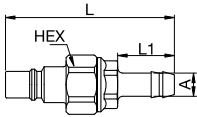
Series 48SF

	Connection A	HEX mm	L mm	L1 mm	D mm	Color Sleeve	Part Number POM	Part Number CHEM	Part Number CHEM+
 Male Thread	G 1/4	17	38,5	9		Standard	48SFAW13DXX	48SFAW13FXX	
	G 3/8	21	38,5	9		Standard	48SFAW17DXX	48SFAW17FXX	
	G 1/2	21	41,5	12		Standard		48SFAW21FXX	
 Female Thread	G 1/4	17	35,5	9		Standard	48SFIW13DXX		
	G 3/8	21	35,5	10		Standard	48SFIW17DXX	48SFIW17FXX	
	G 3/8	21	35,5	10		blue	48SFIW17DXXB	48SFIW17FXXB	
	G 3/8	21	35,5	10		green	48SFIW17DXXG	48SFIW17FXXG	
	G 3/8	21	35,5	10		red	48SFIW17DXXR	48SFIW17FXXR	
	G 3/8	21	35,5	10		yellow	48SFIW17DXXY	48SFIW17FXXY	
	G 1/2	24	59	13		Standard	48SFIW21DXX		
 Hose Barb	6 mm		47	22	18	Standard		48SFTf06FXX	
	9 mm		47	22	18	Standard	48SFTf09DXX	48SFTf09FXX	
	13 mm		50	25	18	Standard	48SFTf13DXX	48SFTf13FXX	



Plugs – with valve

Series 48SB

	Connection A	HEX mm	L mm	L1 mm	D mm	Color Sleeve	Part Number POM	Part Number CHEM	Part Number CHEM+
 <p>Male Thread</p>	G 1/4	21	55	9		Standard	48SBAW13DPX		48SBAW13FVP
	G 3/8	21	51,5	9		Standard	48SBAW17DPX	48SBAW17FVX	
 <p>Female Thread</p>	G 1/4	21	48	10		Standard	48SBIW13DPX		
	G 3/8	21	48	10		Standard	48SBIW17DPX		48SBIW17FVP
	G 3/8	21	48	10		blue	48SBIW17DPXB		
	G 3/8	21	48	10		green	48SBIW17DPXG		
	G 3/8	21	48	10		red	48SBIW17DPXR		
	G 3/8	21	48	10		yellow	48SBIW17DPXY		
	G 1/2	21	59	13		Standard		48SBIW21FVX	
	G 1/2	21	59	13		blue		48SBIW21FVXB	
	G 1/2	21	59	13		green		48SBIW21FVXG	
	G 1/2	21	59	13		red		48SBIW21FVXR	
	G 1/2	21	59	13		yellow		48SBIW21FVXY	
 <p>Hose Barb</p>	6 mm	21	65,5	22		Standard	48SBTF06DPX		
	9 mm	21	65,5	22		Standard	48SBTF09DPX	48SBTF09FVX	
	9 mm	21	65,5	22		blue		48SBTF09FVXB	
	9 mm	21	65,5	22		green		48SBTF09FVXG	
	9 mm	21	65,5	22		red		48SBTF09FVXR	
	9 mm	21	65,5	22		yellow		48SBTF09FVXY	
	13 mm	21	68,5	25		Standard	48SBTF13DPX	48SBTF13FVX	48SBTF13FVP