

**Other designs in series 25**

The following other designs can be found from page:

- |                       |        |
|-----------------------|--------|
| ➤ Stainless Steel     | P. 150 |
| ➤ Safety              | P. 214 |
| ➤ Safety Self-Venting | P. 230 |
| ➤ Coded Systems       | P. 236 |

**Interchangeability (KA only)**

- Rectus 26
- Rectus 1600/1625
- Cejn 320
- JWL 520 + JWL 530
- various German Products

Universal industrial coupling with standard European profile.

Coupling system with single-hand operation. High Flow valve for optimum flow and low pressure drop. The series stands out for its robust design and long service life even with the harshest use.

Series 25 with additional end connections available on request.

**Dust Protections**  (P. 250)  
for Coupling Part.-No. SK23S  
for Plug Part.-No. SK12S

**Working Temperature\***  
-20°C up to +100°C (NBR)  
depending on the medium.

\* For temperatures below -20°C and over +100°C and depending on the medium, other seal variants (FKM, EPDM, FFKM) are available.

**Working Pressure\*\***

35 bar

\*\* maximum static working pressure with design factor 4 to 1.

35 bar

**Features**

- Brass coupling and plug for use with water
- Robust coupling system with steel sleeve

**Material**

**Coupling:** Brass / Steel nickel plated

**Plug:** Steel zinc plated or Brass (Serie 26)

**Seals:** NBR

**Coupling:** Brass nickel plated

**Plug:** Brass nickel plated

**Seals:** NBR

**Technical Description**

**Connecting Force 0 bar:** 40 N

**Connecting Force 6 bar:** 120 N

**Dead space volume:** 1,5 ml

**Connecting Force 0 bar:** 40 N

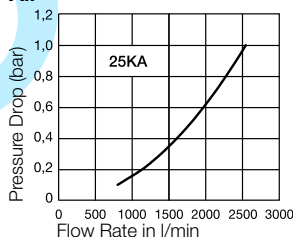
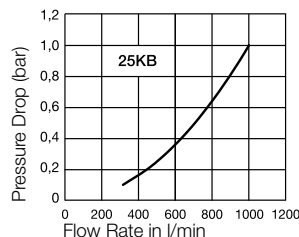
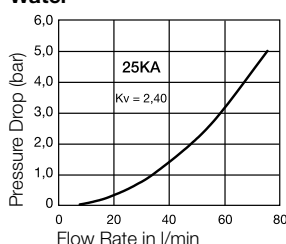
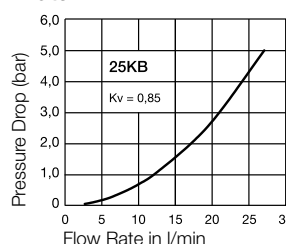
**Connecting Force 6 bar:** 120 N

**Vacuum Coupling:** 96%

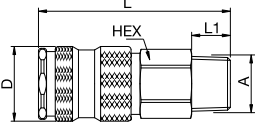
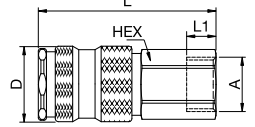
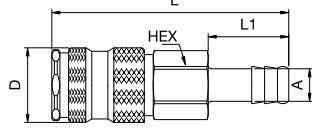
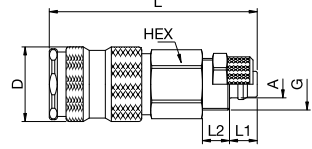
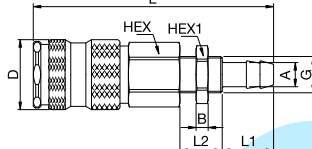
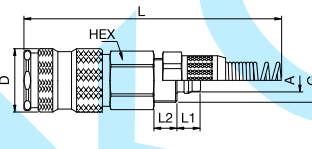
Available on request with O-ring seal for vacuum when coupled.

**Vacuum Coupling:** 96%

**Vacuum Plug:** 96%  
Available on request with O-ring seal for vacuum when coupled.

**Flow diagrams****Air****Air****Water****Water**



	Connection A	HEX mm	HEX1 mm	L mm	L1 mm	L2 mm	D mm	B mm	G mm	Version	Part Number
 Male Thread	R 1/4	19		60	12		23				25KAAK13MPN
	R 3/8	19		60	12		23				25KAAK17MPN
	R 1/2	22		61	17		23				25KAAK21MPN
	M 14 x 1,5	19		59	10		23				25KAAD14MPN
	M 16 x 1,5	19		60	11		23				25KAAD16MPN
 Female Thread	G 1/4	19		56	10		23				25KAIW13MPN
	G 3/8	19		55	9		23				25KAIW17MPN
	G 1/2	24		58	12		23				25KAIW21MPN
 Hose Barb	6 mm	19		74	25		23				25KATF06MPN
	8 mm	19		74	25		23				25KATF08MPN
	9 mm	19		74	25		23				25KATF09MPN
	10 mm	19		74	25		23				25KATF10MPN
	13 mm	19		74	25		23				25KATF13MPN
 with Plastic Hose Connection	6 x 8 mm	19		61	7	6	23		M 12 x 1		25KAKO08MPN
	9 x 12 mm	19		65	9	8	23		M 16 x 1		25KAKO12MPN
 Panel Mount with Hose Barb	6 mm	19	17	76	17	10	23	4	M 12 x 1		25KATS06MPN
 Plastic Hose Connection with Spring Guard	6 x 8 mm	19		144	7	6	23		M 12 x 1		25KAKK08MPN



## Plugs – without valve

## Series 25KA

	Connection A	HEX mm	HEX1 mm	L mm	L1 mm	L2 mm	D mm	B mm	G mm	Version	Part Number
 Male Thread	R 1/8	13		33	9						25SFAK10SXZ
	R 1/4	14		36,5	12						25SFAK13SXZ
	R 3/8	17		37	12						25SFAK17SXZ
	R 1/2	22		43	17						25SFAK21SXZ
 Female Thread	G 1/8	14		30	5						25SFIW10SXZ
	G 1/4	17		38,5	12						25SFIW13SXZ
	G 3/8	19		39,5	12						25SFIW17SXZ
	G 1/2	24		44	14						25SFIW21SXZ
 Flex Joint, Male Thread	R 1/4	17		64	11					nickel plated	25FAAK13SPN
 Hose Barb	6 mm			48	25		12				25SFTF06SXZ
	8 mm			48	25		12				25SFTF08SXZ
	9 mm			48	25		12				25SFTF09SXZ
	10 mm			48	25		12				25SFTF10SXZ
	13 mm			48	25		15				25SFTF13SXZ

The right plug in brass design can be found under series 26 from page 60.



## Coupling – with valve

## Series 25KB

	Connection A	HEX mm	HEX1 mm	L mm	L1 mm	L2 mm	D mm	B mm	G mm	Version	Part Number
<p>Male Thread</p>	R 1/4	19		60	12		23				25KBAK13BPN
	R 3/8	19		59	10,5		23				25KBAK17BPN
	R 1/2	22		57,5	9		23				25KBAK21BPN
	M 14 x 1,5	19		59	10		23				25KBAD14BPN
	M 16 x 1,5	19		60	11		23				25KBAD16BPN
<p>Female Thread</p>	G 1/4	19		56	10		23				25KBIW13BPN
	G 3/8	19		55	9		23				25KBIW17BPN
	G 1/2	24		58	12		23				25KBIW21BPN
<p>Hose Barb</p>	6 mm	19		74	25		23				25KBTf06BPN
	8 mm	19		74	25		23				25KBTf08BPN
	9 mm	19		74	25		23				25KBTf09BPN
	10 mm	19		74	25		23				25KBTf10BPN
	13 mm	19		74	25		23				25KBTf13BPN
	10 mm Parker	19		73	24		23				25KBTP10BPN
	13 mm Parker	19		76	28		23				25KBTP13BPN



## Plugs – with valve

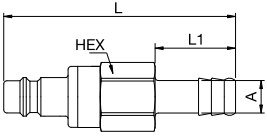
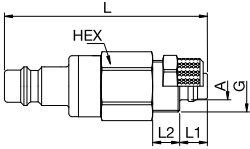
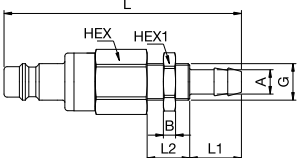
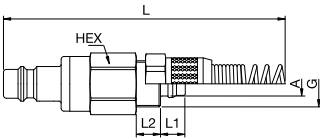
## Series 25KB

	Connection A	HEX mm	HEX1 mm	L mm	L1 mm	L2 mm	D mm	B mm	G mm	Version	Part Number
<p>Male Thread</p>	G 1/8	22		44,5	9						25SBAW10MPN
	G 1/4	22		43	9						25SBAW13MPN
	G 3/8	22		43	9						25SBAW17MPN
	G 1/2	22		46	12						25SBAW21MPN
	M 14 x 1,5	22		44	10						25SBAD14MPN
	M 16 x 1,5	22		45	11						25SBAD16MPN
<p>Female Thread</p>	G 1/4	22		43	10						25SBIW13MPN
	G 3/8	22		43	9						25SBIW17MPN
	G 1/2	24		46	9						25SBIW21MPN
	M 16 x 1,5	22		43	9						25SBIM16MPN
	M 18 x 1,5	22		43	9						25SBIM18MPN



## Plugs – with valve

## Series 25KB

	Connection A	HEX mm	HEX1 mm	L mm	L1 mm	L2 mm	D mm	B mm	G mm	Version	Part Number
 <p>Hose Barb</p>	6 mm	21		60	25						25SBTF06MPN
	8 mm	21		60	25						25SBTF08MPN
	9 mm	21		60	25						25SBTF09MPN
	10 mm	21		60	25						25SBTF10MPN
	13 mm	21		60	25						25SBTF13MPN
	6 mm Parker	19		67,5	20,5						25SBTP06MPN
	10 mm Parker	19		71	24						25SBTP10MPN
 <p>with Plastic Hose Connection</p>	13 mm Parker	19		83	28						25SBTP13MPN
	4 x 6 mm	21		47	7	6			M 10 x 1		25SBKO06MPN
	6 x 8 mm	21		47	7	6			M 12 x 1		25SBKO08MPN
	8 x 10 mm	21		51	8,5	8,5			M 16 x 1		25SBKO10MPN
	9 x 12 mm	21		51	8,5	8,5			M 16 x 1		25SBKO12MPN
 <p>Panel Mount with Hose Barb</p>	6 mm	21	17	62	17	10		4	M 12 x 1		25SBTS06MPN
	10 mm	21	17	74	25	14		3,5	G 1/4		25SBTS10MPN
 <p>Plastic Hose Connection with Spring Guard</p>	4 x 6 mm	19		120	7	6			M 10 x 1		25SBKK06MPN
	6 x 8 mm	19		135	7	6			M 12 x 1		25SBKK08MPN
	8 x 10 mm	19		145	8,5	8,5			M 16 x 1		25SBKK10MPN
	9 x 12 mm	19		150	8,5	8,5			M 16 x 1		25SBKK12MPN