

## PCTF Vacuum Cup Assemblies



## Model Number Index

**PCTF - 5 - NBR - G1**

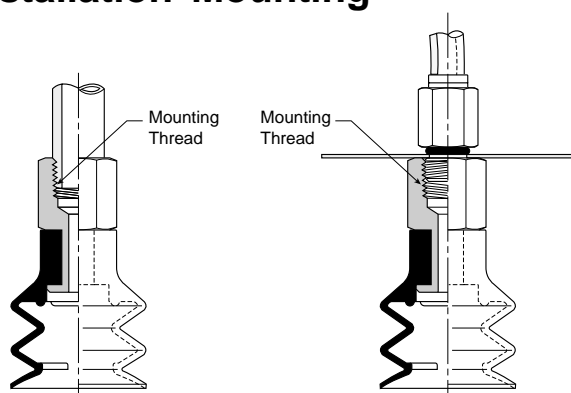
Cup Diameter [mm]			
5	5	20	20
7	7	30	30
10	10	40	40
15	15	60	60
18	18	90	90

Cup Material	
<b>NBR</b>	Nitrile
	Rubber
<b>SI</b>	Silicone
<b>U</b>	Urethane*

Mounting Thread	
<b>G1</b>	1/8 BSPP
<b>G2</b>	1/4 BSPP
See Chart Below	

More materials on request.  
Please see page 8 for material specifications.  
\* Not available for Ø 90.





## Installation Mounting



### Note:

When installing cup assemblies, use a sealant material to secure the assembly and prevent vacuum leakage.

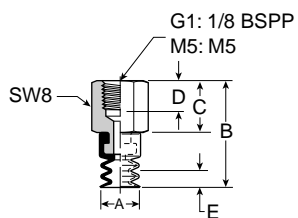
## Female Threaded Fitting for PCG Cups

PCG Cup Diameter [mm]	FTF & CTF Part Number	Mounting Thread
 5 7	FTF-5A-M5	M5x0,8 Female
	FTF-5A-G1	1/8 BSPP Female
 10 15 18 20	CTF-10-G1	1/8 BSPP Female
 30 40 60	CTF-30-G1	1/8 BSPP Female
	CTF-30-G2	1/4 BSPP Female
 90	CTF-90-G2	1/4 BSPP Female

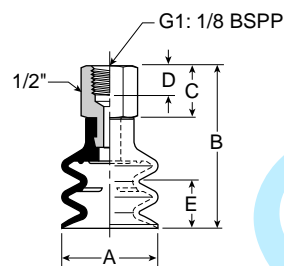
Millimeter

## Dimensions

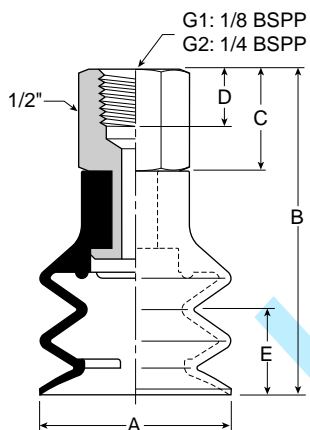
PCTF-5 and  
PCTF-7



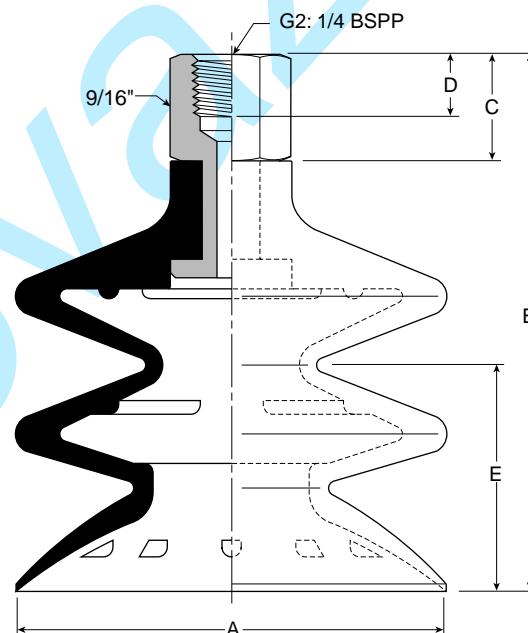
PCTF-10 thru  
PCTF-20



PCTF-30 thru  
PCTF-60



PCTF-90



Model Number	ØA	B	C	D	E
PCTF5*†	5	21,5	12	8	3
PCTF7*†	7	22	12	8	3
PCTF10*†	9	27	12	8	3
PCTF15*†	15,2	35	12	8	10
PCTF18*†	18,6	35	12	8	10
PCTF20*†	20	35	12	8	10
PCTF30*†	32	51,5	14	8	14,5
PCTF40*†	42	60	14	8	22
PCTF60*†	62	69	14	8	27
PCTF90*†	88	105	17,5	10	42

Millimeter

\* Cup Material

† Thread Size