

PFTK Vacuum Cup Assemblies



Model Number Index

PFTK - **2A** - **NBR** - **—**

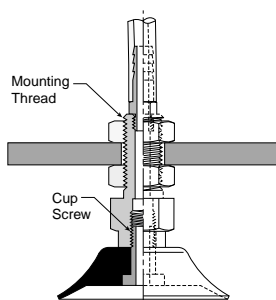
Cup Diameter [mm]			Cup Material		Vacuum Port	
2A	2	25	25	NBR	Nitrile	Blank Barb
3.5A	3,5	30	30		Rubber	G1 1/8 BSPP
5A	5	35	35	SI	Silicone	See Chart Below
6A	6	40	40	U	Urethane	
8A	8	50	50			
10A	10	60	60			
15A	15	80	80			
20B	20	95	95			

More materials on request.
Please see page 8 for material specifications.

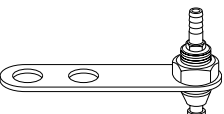

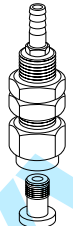

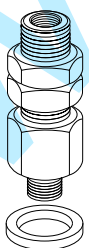
Installation

Note:

When installing cup assemblies, use a sealant material to secure the assembly and prevent vacuum leakage.



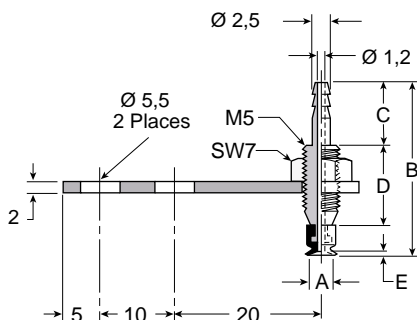
Barbed Bulkhead for PFG Cups

PFG Cup Diameter [mm]	FTK Part Number	Mounting Thread
 <div>2A 3.5A</div>	FTK-2A	M5x0,5 Male
 <div>5A 6A 8A 10A 15A</div>	FTK-5A	M9x1,0 Male
 <div>20B 25 30 35 40</div>	FTK-20B	M10x1,5 Male
 <div>50</div>	FTK-50	M10x1,5 Male
 <div>60 80 95</div>	FTK-60-G1	M16x1,5 Male

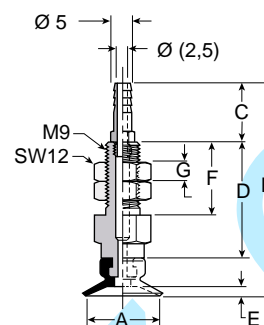
Millimeter

Dimensions

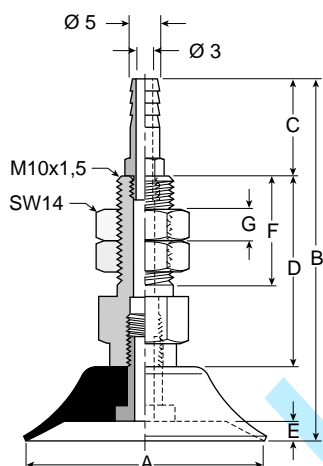
PFTK-2A thru
PFTK-3.5A



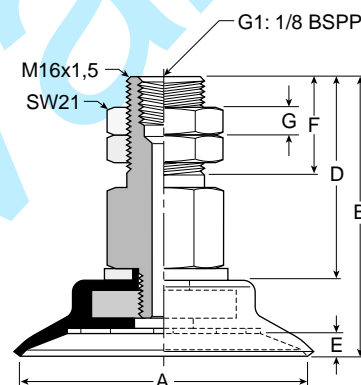
PFTK-5A thru
PFTK-15A



PFTK-20B thru
PFTK-50



PFTK-60 thru
PFTK-95



Model Number	ØA	B	C	D	E	F	G	Wt [g]
PFTK-2A-*	2	23,5	8,5	11	0,5	—	—	8
PFTK-3.5A-*	3,5	23,5	8,5	11	0,5	—	—	8
PFTK-5A-*	5	30,5	10	14	0,8	15,5	3	11
PFTK-6A-*	6	30,5	10	14	0,8	15,5	3	11
PFTK-8A-*	8	31	10	14	1,2	15,5	3	11
PFTK-10A-*	10	46	16	22,5	1,5	15,5	3	15
PFTK-15A-*	15	46	16	22	1,9	15	3	20
PFTK-20B-*	20	48	16	22	2,3	15	5	20
PFTK-25-*	25	62	16	32	3	20	5	40
PFTK-30-*	30	60	16	32	2	20	5	40
PFTK-35-*	35	62	16	32	3	20	5	40
PFTK-40-*	40	62	16	32	3,5	20	5	40
PFTK-50-*	50	63	16	32	4	20	5	50
PFTK-60-*,†	60	58,5	—	42,5	5	20	6	130
PFTK-80-*,†	80	60,5	—	42,5	6	20	6	170
PFTK-95-*,†	95	61	—	42,5	6	20	6	220

Millimeter

* Cup Material

† Vacuum Port