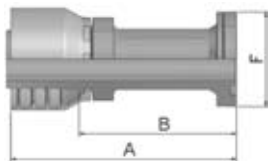





**6A – SAE Code 62 – Flange – Straight**

ISO 12151-3-S-S – SFS – 6000 psi

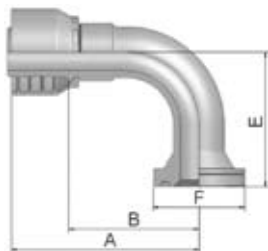





 Part Number  48	Hose I.D.				 End Connection	A mm	B mm	F mm
	DN	Inch	Size	mm				
16A48-8-8C	12	1/2	-8	12,7	1/2	75	51	32
16A48-12-12C	20	3/4	-12	19,1	3/4	96	70	41
16A48-16-12C	20	3/4	-12	19,1	1	66	39	48
16A48-16-16C	25	1	-16	25,4	1	111	82	48
16A48-20-16C	25	1	-16	25,4	1-1/4	77	47	54

To select corresponding half-flange and O-ring see Catalogue C4400/UK.

**6N – SAE Code 62 Flange Head – 90° Elbow**

ISO 12151-3 -E-S – SFS 90° – 6000 psi



 Part Number  48	Hose I.D.				 End Connection	A mm	B mm	E mm	F mm
	DN	Inch	Size	mm					
16N48-8-8C	12	1/2	-8	12,7	1/2	68	44	41	32
16N48-12-8C	12	1/2	-8	12,7	3/4	72	49	45	41
16N48-12-12C	20	3/4	-12	19,1	3/4	80	54	54	41
16N48-16-12C	20	3/4	-12	19,1	1	80	54	53	48
16N48-16-16C	25	1	-16	25,4	1	98	68	70	48
16N48-20-16C	25	1	-16	25,4	1-1/4	102	72	70	54

To select corresponding half-flange and O-ring see Catalogue C4400/UK.