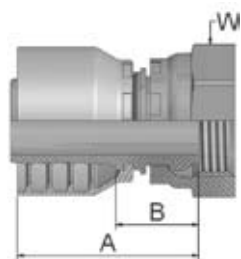



92 – Female BSP Parallel Pipe – Swivel – Straight (60° Cone)

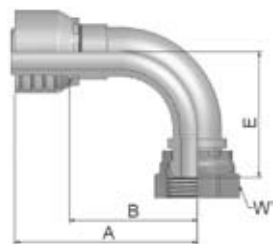
BS5200-A – DKR




Part Number 	Hose I.D.				Thread BSP	A mm	B mm	W mm
	DN	Inch	Size	mm				
19248-4-4C	6	1/4	-4	6,3	1/4x19	43	19	19
19248-6-6C	10	3/8	-6	9,5	3/8x19	43	20	22
19248-8-8C	12	1/2	-8	12,7	1/2x14	46	22	27
19248-10-10C	16	5/8	-10	15,9	5/8x14	46	20	30
19248-12-12C	20	3/4	-12	19,1	3/4x14	49	23	32
19248-16-16C	25	1	-16	25,4	1x11	55	25	41

B2 – Female BSP Parallel Pipe – Swivel – 90° Elbow (60° Cone)

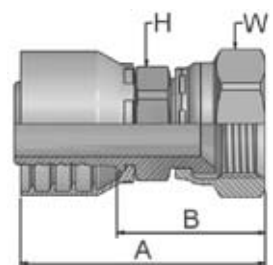
BS 5200-B – DKR 90




Part Number 	Hose I.D.				Thread BSP	A mm	B mm	E mm	W mm
	DN	Inch	Size	mm					
1B248-4-4C	6	1/4	-4	6,3	1/4x19	50	26	29	19
1B248-6-6C	10	3/8	-6	9,5	3/8x19	61	38	33	22
1B248-8-8C	12	1/2	-8	12,7	1/2x14	63	40	41	27
1B248-12-12C	20	3/4	-12	19,1	3/4x14	80	54	53	32
1B248-16-16C	25	1	-16	25,4	1x11	105	75	69	41

06 – Female – JIC 37° / SAE 45° Dual Flare – Swivel – Straight

ISO12151-5-SWS – DKJ



Part Number 	Hose I.D.				Thread UNF	A mm	B mm	H mm	W mm
	DN	Inch	Size	mm					
10648-4-4C	6	1/4	-4	6,3	7/16x20	52	29	14	17
10648-6-4C	6	1/4	-4	6,3	9/16x18	55	31	14	19
10648-6-6C	10	3/8	-6	9,5	9/16x18	52	30	17	19
10648-8-6C	10	3/8	-6	9,5	3/4x16	56	33	17	22
10648-8-8C	12	1/2	-8	12,7	3/4x16	56	32	22	22
10648-10-8C	12	1/2	-8	12,7	7/8x14	62	38	22	27
10648-12-8C	12	1/2	-8	12,7	1-1/16x12	62	38	27	32
10648-10-10C	16	5/8	-10	15,9	7/8x14	60	35	22	27
10648-12-12C	20	3/4	-12	19,1	1-1/16x12	67	41	27	32
10648-16-16C	25	1	-16	25,4	1-5/16x12	76	46	32	41

Information about standard products or non-standard products can be found in the current price list.
Dimensions shown may be changed at any time without prior notice.